

Step Outside with **EUROfase** HEATING

At Eurofase Heating, we pride ourselves on developing products that meet the highest quality and safety standards while at the same time keeping our eyes on the latest architectural trends to ensure that our products bring added function and form to your space.

LP SERIES (LOW PROFILE) SINGLE QUARTZ ELEMENT HEATER

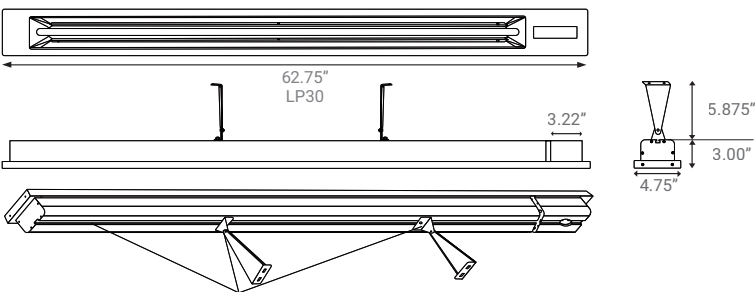


Color Options

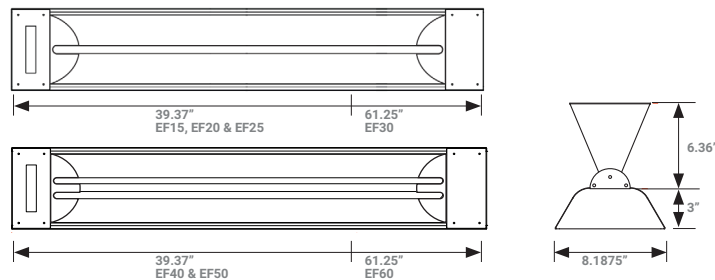
- Black
- White
- Stainless Steel
- Any RAL color

Dimensions





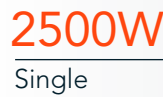
LP Series



EF Series



EF SERIES SINGLE & DUAL QUARTZ ELEMENT HEATER



EUROfase

HEATING

Specifications (EF Series)

Rated Output Wattage*	1500W	2000W	2500W	3000W	4000W	5000W	6000W
SKU Code	EF15120	EF20208, EF20240, EF20277, EF20480	EF25208, EF25240, EF25277, EF25480	EF30208, EF30240, EF30277, EF30480	EF40208, EF40240, EF40277, EF40480	EF50208, EF50240, EF50277, EF50480	EF60208, EF60240, EF60277, EF60480
Quartz Elements	1	1	1	1	2	2	2
Volts	120V	208V, 240V, 277V, 480V	208V, 240V, 277V, 480V	208V, 240V, 277V, 480V	208V, 240V, 277V, 480V	208V, 240V, 277V, 480V	208V, 240V, 277V, 480V
Total Amps	12.5	9.6A**, 8.3A, 7.2A, 4.2A**	12A**, 10.4A, 9A, 5.2A**	14.4A**, 12.5A, 10.8A, 6.25A**	19.2A**, 16.7A, 14.4A, 8.33A**	24A**, 20.8A, 18.1A, 10.4A**	28.8A**, 25A, 21.7A, 12.5A**
Decor Plate Options	Available (Separate SKU)	Available (Separate SKU)	Available (Separate SKU)	Available (Separate SKU)	Available (Separate SKU)	Available (Separate SKU)	Available (Separate SKU)
Mounting Options	Wall/Ceiling/Flush/Pole	Wall/Ceiling/Flush/Pole	Wall/Ceiling/Flush/Pole	Wall/Ceiling/Flush/Pole	Wall/Ceiling/Flush/Pole	Wall/Ceiling/Flush/Pole	Wall/Ceiling/Flush/Pole
Mounting Height	6'-8'	6'-8'	7'-9'	7'-9'	8'-10'	8'-10'	8'-10'
Mounting Angle (Wall/Ceiling)	30°/45°	30°/45°	30°/45°	30°/45°	30°/45°	30°/45°	30°/45°
Mounting Angle (Pole)	0°/15°/30°/45°/60°	0°/15°/30°/45°/60°	0°/15°/30°/45°/60°	0°/15°/30°/45°/60°	0°/15°/30°/45°/60°	0°/15°/30°/45°/60°	0°/15°/30°/45°/60°
Heating Coverage Area	5'x6'	6'x6'	7'x7'	8'x8'	8'x10'	9'x10'	11'x11'
Dimensions (W"xD"xH")	39.37"x 8.18" x 9.36"	39.37"x 8.18" x 9.36"	39.37"x 8.18" x 9.36"	61.25"x 8.18" x 9.36"	39.37"x 8.18" x 9.36"	39.37"x 8.18" x 9.36"	61.25"x 8.18" x 9.36"
Weight (lbs.)	9.4 lbs.	9.4 lbs.	9.4 lbs.	14.8 lbs.	10.5 lbs.	10.5 lbs.	14.8 lbs.
Rating	IPX4	IPX4	IPX4	IPX4	IPX4	IPX4	IPX4
Warranty	3 Year Warranty	3 Year Warranty	3 Year Warranty	3 Year Warranty	3 Year Warranty	3 Year Warranty	3 Year Warranty

Specifications (LP Series)

Rated Output Wattage*	3000W	4000W
SKU Code	LP30208, LP30240, LP30277, LP30480	LP40208, LP40240, LP40277, LP40480
Quartz Elements	1	1
Volts	208V, 240V, 277V, 480V	208V, 240V, 277V, 480V
Total Amps	14.4A**, 12.5A, 10.8A, 6.25A**	19.2A**, 16.7A, 14.4A, 8.33A**
Mounting Options	Wall/Ceiling	Wall/Ceiling
Mounting Height	7'-9'	8'-10'
Mounting Angle (Wall/Ceiling)	30°/45°	30°/45°
Heating Coverage Area	8'x8'	10'x10'
Dimensions (W"xD"xH")	62.75"x 4.75" x 8.875"	62.75"x 4.75" x 8.875"
Weight (lbs.)	17 lbs.	17 lbs.
Rating	IPX4	IPX4
Warranty	3 Year Warranty	3 Year Warranty

* Actual output wattage ranging from 90% to 105% of the rated output wattage

** Load calculation may change on a 3-phase system feed.

Decor Plate Options

EF Series



Why choose infrared

Unlike other supplemental heating appliances, infrared heaters do not heat the air and instead emit a clean, safe wavelength of light that only warms the objects the wavelength touches.

Keep your space clean and green

Infrared heaters play a crucial role in reducing carbon footprints owing to their energy efficient operation and precise heating functions. Electric Infrared heaters have an impressive energy conversion rate exceeding 90%.

Control in style

EUROfase heaters can be easily controlled using our On/Off switches, control panels, Wi-Fi/ Bluetooth controller, timers & dimmers, thermostats and more. We also, have the capability to customize a control solution to meet your project requirements

