


Step Outside with *innova*

At Innova, we pride ourselves on developing products that meet the highest quality and safety standards while at the same time keeping our eyes on the latest architectural trends to ensure that our products bring added function and form to your space.

Color Options

Stainless Steel (S) 


Black (B) 

White (W)* 

*Available for 4000W - 6000W Heaters


ELECTRIC SINGLE & DUAL QUARTZ ELEMENT HEATER

1500W




Single

4000W



Dual

5000W



Dual

6000W



Dual

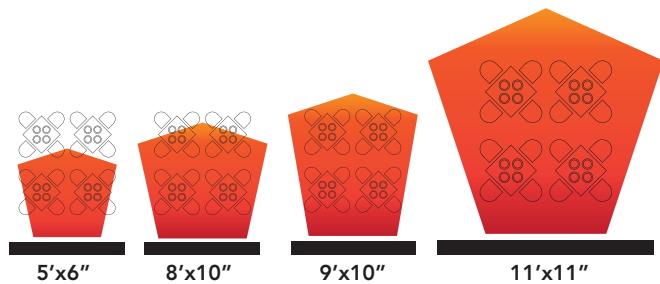
Specifications

Model	1500W	4000W	5000W	6000W
SKU Code	EF15120	EF40208, EF40240, EF40277, EF40480	EF50208, EF50240, EF50277, EF50480	EF60208, EF60240, EF60277, EF60480
Quartz Elements	1	2	2	2
Volts	120	208, 240, 277, 480	208, 240, 277, 480	208, 240, 277, 480
Total Amps	15	11.1, 16.7, 14.4, 8.3	13.8, 20.8, 18.1, 10.4	16.6, 25.0, 21.7, 12.5
Decor Plate Options	Available (Separate SKU)	Available (Separate SKU)	Available (Separate SKU)	Available (Separate SKU)
Mounting Options	Wall/Ceiling/Flush/Pole	Wall/Ceiling/Flush	Wall/Ceiling/Flush	Wall/Ceiling/Flush
Mounting Height	6'-8'	8'-12'	8'-12'	8'-12'
Mounting Angle	30°/45°/60°	30°/45°/60°	30°/45°/60°	30°/45°/60°
Heating Coverage Area	5'x6'	8'x10'	9'x10'	11'x11'
Dimensions (W"xD"xH")	39.37" x 8.17" x 9.35"	39.37" x 8.17" x 9.35"	39.37" x 8.17" x 9.35"	61.26" x 8.17" x 9.35"
Weight (lbs.)	14 lbs.	14 lbs.	14 lbs.	21 lbs.
Warranty	3 Year Warranty	3 Year Warranty	3 Year Warranty	3 Year Warranty

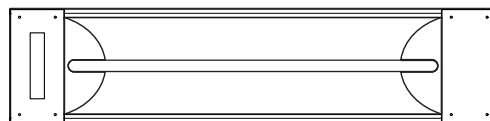


ELECTRIC SINGLE & DUAL QUARTZ ELEMENT HEATER

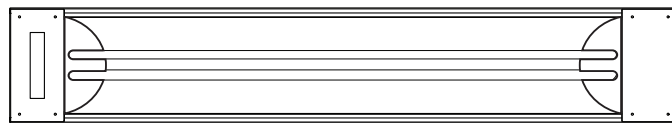
HEAT COVERAGE AREAS



DIMENSIONS

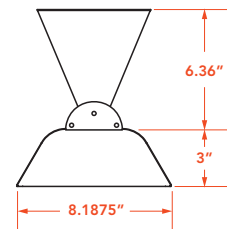


39.37"
EF15



39.37"
EF40 & EF50

61.25"
EF60



6.36"

3"

8.1875"

Why choose infrared

Unlike other supplemental heating appliances, infrared heaters do not heat the air and instead emit a clean, safe wavelength of light that only warms the objects the wavelength touches.

Keep your space clean and green

Infrared heaters are more energy-efficient than other space heaters. They use 100 percent of the heat they produce, which creates almost no loss in heat transfer to zone heat at a low cost

Control in style

Easily control all Innova heaters with our available switches, featuring high/low and on/off functionality. Available in a stainless steel or white cover, we offer single, double or gang configurable switches that can be installed in-wall, surface mounted or recessed.



* EF15120 is plug-in only.

